

Latest Updates

Cases in Korea

Cases in Korea

Cases in Korea

Cases of COVID-19 in Korea

Cases in Korea (3.16.00 a.m.)

(ur

Deaths		Hospitalizations with moderate to severe symptoms		New hospitalizations		Confirmed	
Daily	Per 100,000 people	Daily	Per 100,000 people	Daily	Per 100,000 people	Daily	Per 100,000 people
164	0.32	1,244	02.41	2,138	4.14	400,741	776.05

Current status of deaths (3.16.00 a.m.)

(ur

Category	03.10.	03.11.	03.12.	03.13.	03.14.	03.15.	03.16.	Daily average for the period
Daily	206	229	269	251	200	293	164	231
Per 100,000 people	0.40	0.44	0.52	0.49	0.39	0.57	0.32	0.46

Current status of hospitalizations with moderate to severe symptoms (3.16.00 a.m.)

(ur

Category	03.10.	03.11.	03.12.	03.13.	03.14.	03.15.	03.16.	Daily average for the period
Daily	1113	1116	1066	1074	1158	1196	1244	1120
Per 100,000 people	2.16	2.16	2.06	2.08	2.24	2.32	2.41	2.18

Hospitalizations with moderate to severe symptoms: patients receiving isolated treatment through high flow therapy, respirator, ECMO (extracorporeal membrane oxygenation), and CRRT (continuous renal replacement therapy)

Current status of new hospitalizations (3.16.00 a.m.)

(ur

Category	03.10.	03.11.	03.12.	03.13.	03.14.	03.15.	03.16.	Daily average for the period
Daily	2020	1982	2195	2075	1613	1837	2138	1970
Per 100,000 people	3.91	3.84	4.25	4.02	3.12	3.56	4.14	3.80

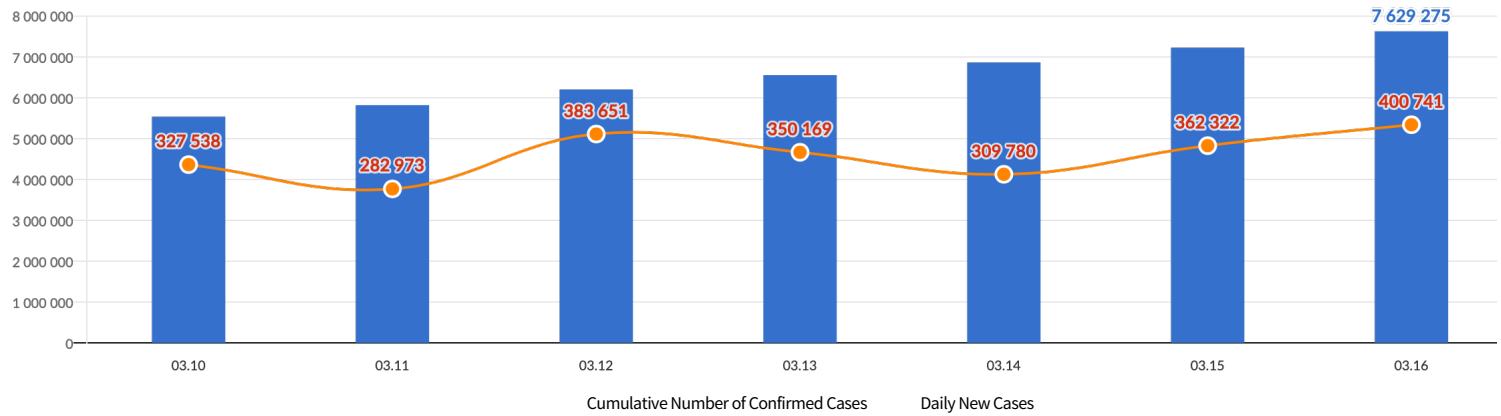
Current status of confirmations (3.16.00 a.m.)

(ur

Category	03.10.	03.11.	03.12.	03.13.	03.14.	03.15.	03.16.	Daily average for the period
Daily	327 538	282 973	383 651	350 169	309 780	362 322	400 741	345 000
Per 100,000 people	634.29	547.99	742.95	678.11	599.90	701.65	776.05	668.00

■ Daily and Cumulative Number of Confirmed Cases

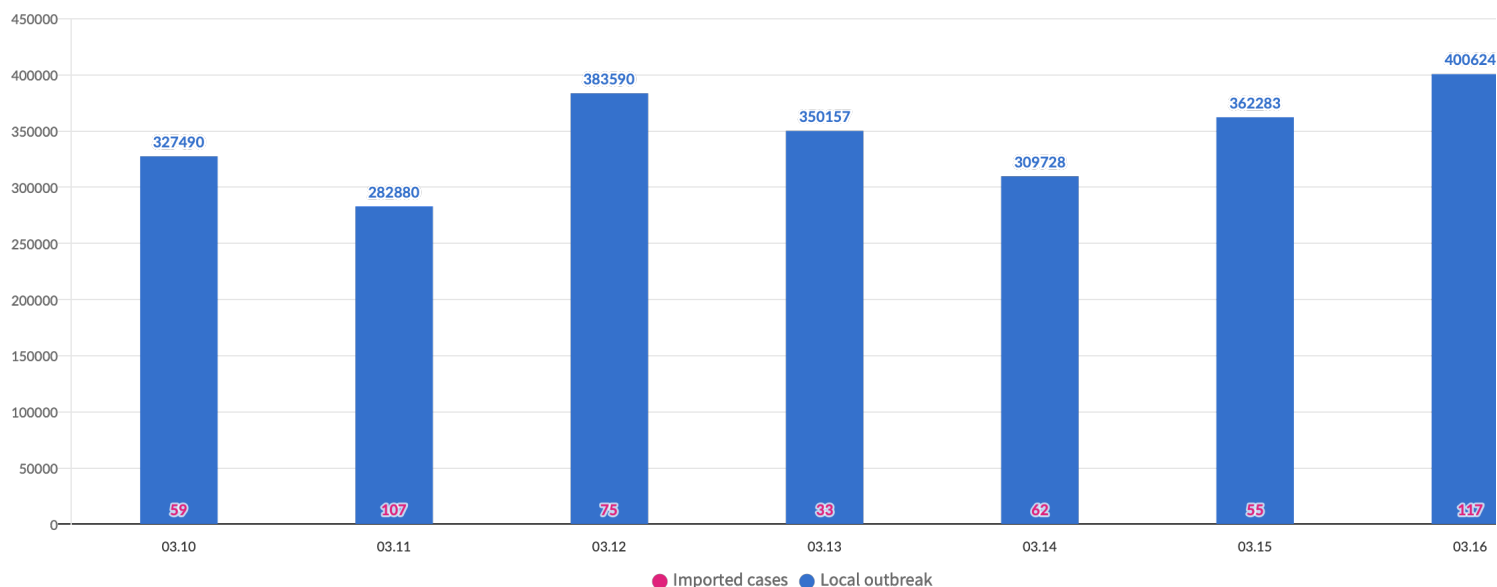
Cumulative Number of Confirmed Cases



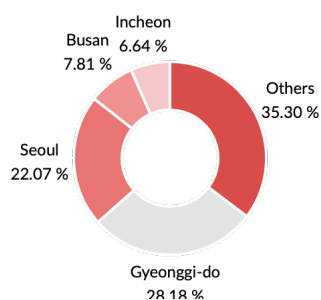
■ Imported Cases (as of 00 on 3.16.)

Classification		Daily Change	Confirmed Cases	(%)
Total		117	30 475	
Country	China	6	428	(1.4%)
	AsiaoutsideChina	69	14 878	(48.8%)
	Europe	13	4 376	(14.4%)
	America	23	8 853	(29.1%)
	Africa	3	1 570	(5.2%)
	Oceania	3	370	(1.2%)
Confirmation stage	Quarantinestage	61	10 314	(33.8%)
	Local	56	20 161	(66.2%)
Nationality	Koreannationals	43	16 965	(55.7%)
	Foreignnationals	74	13 510	(44.3%)

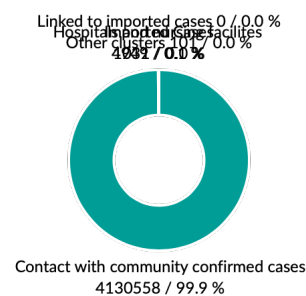
■ Daily New Cases according to the route of infection



Regional Breakdown of Confirmed Cases (as of 00 on 3.16.)



Breakdown of Cluster Outbreaks (as of 00 on 3.16.)



Daily testing status (3.16.00a.m.)

Number of suspicious report testing	Number of testing at temporary screening stations	Total
0	0	0

Number of confirmed cases by gender (3.16.00 a.m.)

Category	Confirmed(%)	Deaths(%)	Fatality rate(%)
Male	3 662 843 (48.01)	5 490 (49.67)	0.15
Female	3 966 432 (51.99)	5 562 (50.33)	0.14

* Fatality rate = Number of deaths/number of cor

Number of confirmed case by age group (3.16.00 a.m.)

Category	Confirmed(%)	Deaths(%)	Fatality rate(%)
80yearsorolder	182 768 (2.4)	6 053 (54.77)	3.31
70-79	295 611 (3.87)	2 776 (25.12)	0.94
60-69	707 136 (9.27)	1 493 (13.51)	0.21
50-59	905 996 (11.88)	486 (4.40)	0.05

40-49	1 188 234 (15.57)	143 (1.29)	0.01
30-39	1 138 682 (14.93)	64 (0.58)	0.01
20-29	1 216 032 (15.94)	27 (0.24)	-
10-19	1 055 374 (13.83)	2 (0.02)	-
0-9	939 442 (12.31)	8 (0.07)	-

* Fatality rate = Number of deaths/number of cor

[Consultation](#)[Community Health Center](#)[Call Center 1339](#)[Area Code + 120](#)[Area Code + 114](#)

Copyright © By MOHW. All Rights Reserved.